

Book of Revelation wall charts by Jose Oscar Salinas

They were created to understand the book of Revelation by simply paralleling the seven seal Judgments with the seven historical events. I recommend checking out my YouTube channel that shows how I deciphered Revelation, plus read the introduction for each chart to help select which one you like or request all four. And read my introduction to my forthcoming book. "The book of Revelation Original Scroll Layout Volume-1" is a Cross-Reference book. "Understand the Seven-Seal Judgments & Third Temple Timeline by paralleling the events."

We ask that you please consider donating to our cause that helps prepare people before they build the Third Temple. In return I will send you my original scroll chart that took 20 years to organize. Or request other charts that help understand Revelation.

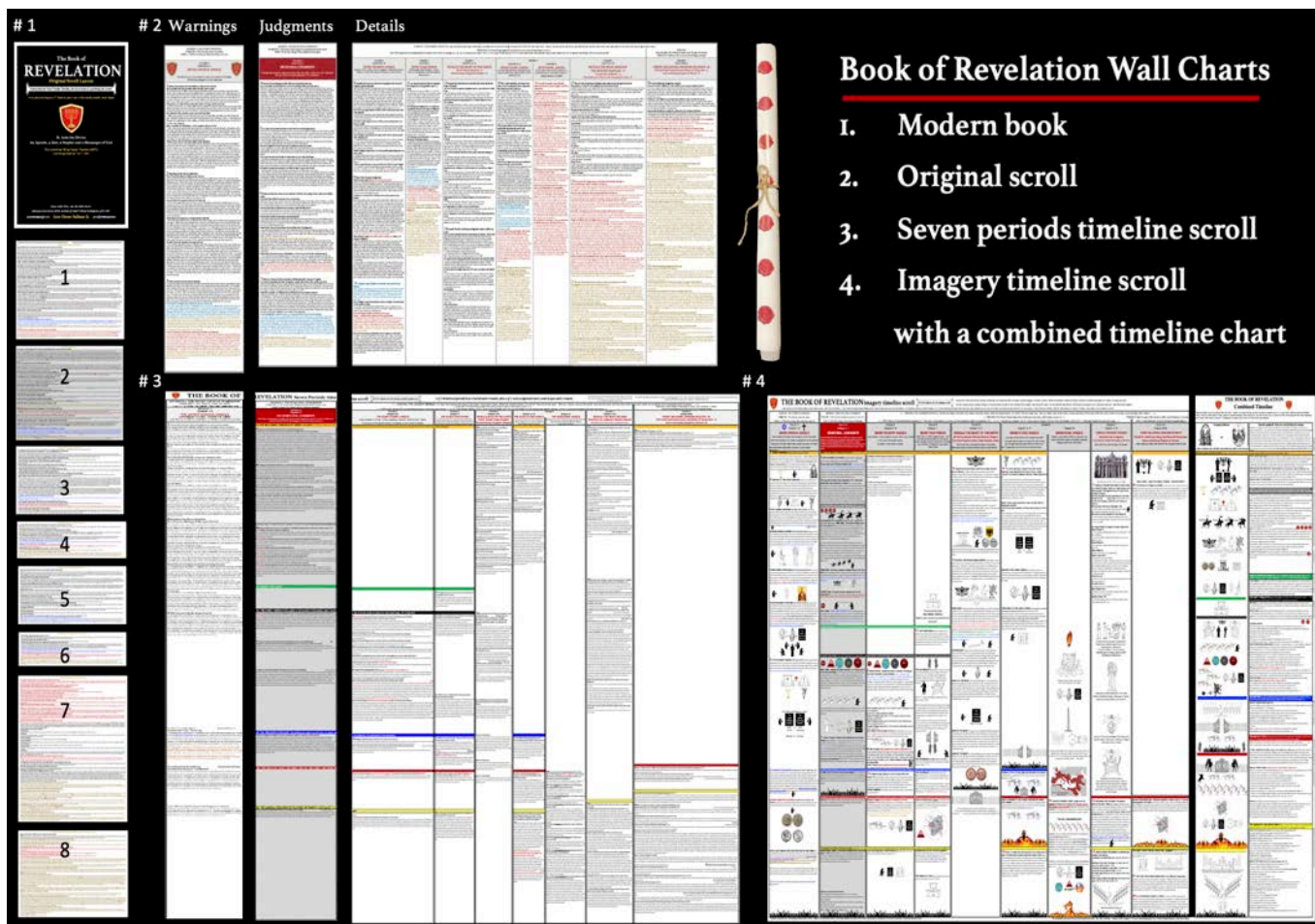
1: Modern book view 60"x 9" \$10 helps see how difficult it is to parallel the 7- seals & 7-historical periods.

2: Original scroll view 18"x 36" \$20 helps see the original scroll, but still hard to parallel the 7-events.


3: Seven Periods timeline scroll view 40"x 36" \$30 helps clearly parallel the 7- seals & 7-historical periods.

4: Imagery timeline scroll with a combined timeline chart 30"x 42" \$40 helps parallel the images quickly.

Below are all four with approximate sizes, we ask that you consider donating at any amount to cover printing, shipping, and handling. Or all four charts for \$70. that will help our ministry.



Sample layout of all four charts on an approximate 5'x 8' wall, to compare all at the same time.



#1 The Book of Revelation, Modern view, is an 8-page wall chart. 60" tall x 9" wide x +/- The purpose of this chart is to show how we read the Bible today, realizing it's hard to match the seven events compared to the original scroll view. Plus, to show the difference between a vertical book view and a horizontal scroll view.


Jose used the King James (AKJV) translation, keeping the original 22 chapters chronology without adding or taking away from the Bible. And added a dividing line to show the (8) ending with heading & subheadings. And color-coded the three of seven events to confirm they are parenthetical chapters to one main prophecy.


In the next charts, he will show how he re-arranged it back in its original layout, in a way to understand it. Plus, he highlighted (color-coded) the parenthetical chapters per the original scroll


Warnings


Judgments


Details




















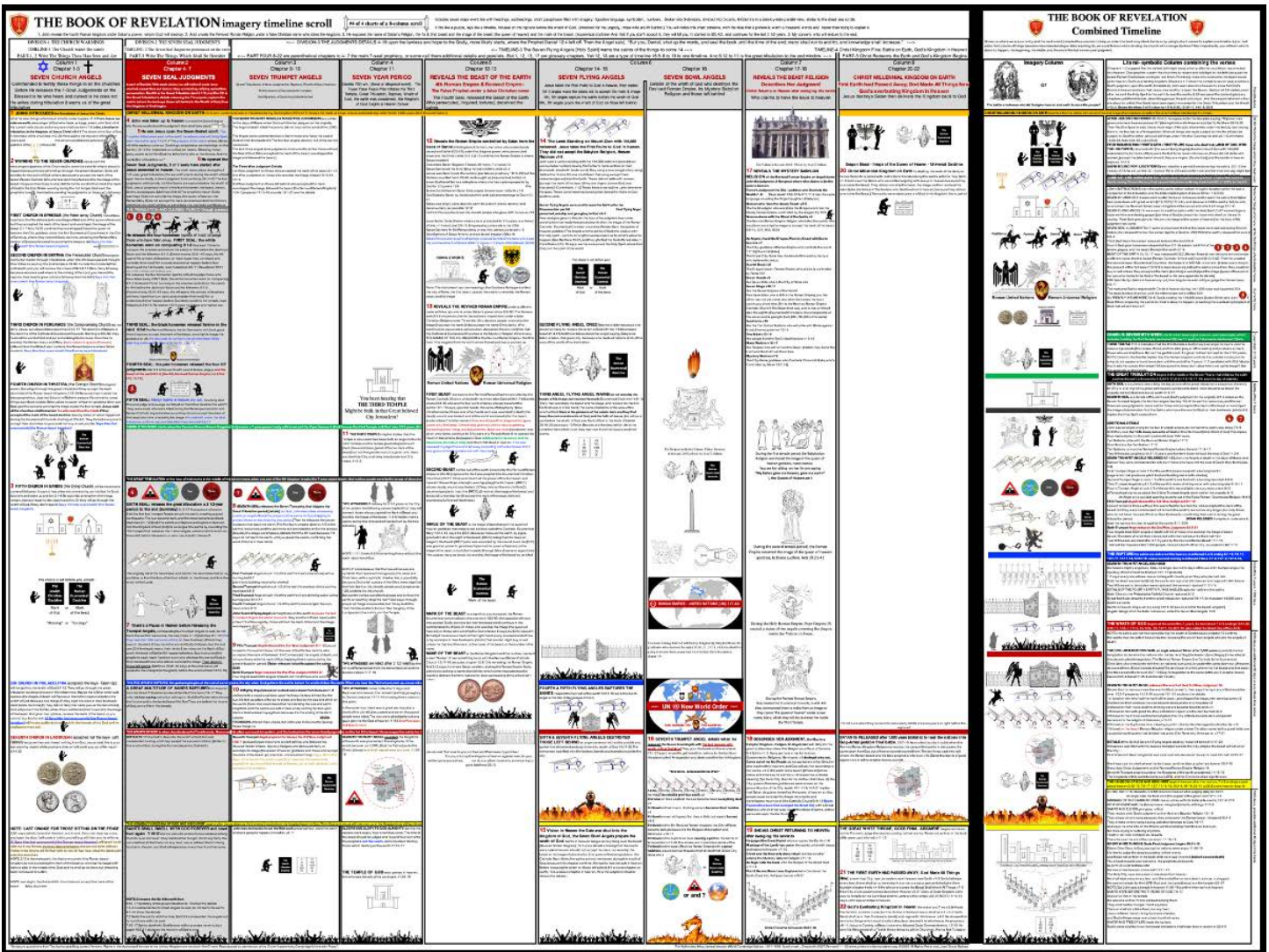




#2 The Book of Revelation Original scroll is an 8-column wall chart 18" x 36" +/- . It helps to see how the Jewish people read scripture in the ancient days. It's the entire book in the plain text showing when each major vision begins and ends. On an 8-column scroll, or in a parallel or side-by-side view, liken the dead sea scrolls. I only added headings & subheadings and color-coded the three major events with blue, red, and gold to confirm the three significant events. 5 of 8 columns show a (Blue) area representing the rapture of the church timeline, confirming that the Post-Tribulation Rapture signifies the end of the seven years. 7 of 8 columns show a (Red) area representing Judgment- the wrath of God. 7 of 8 columns show a (Gold) area representing God's Kingdom begins in heaven, that will last forever.



#3 The Book of Revelation Seven period scroll is an 8-column 40" x 36" +- scroll wall chart. It helps see everything described in the original scroll, but I color-coded seven-period lines instead of three. Plus, I expanded the book vertically to see them align with each other. So, everyone could understand the seven-sealed prophecy by simply paralleling the historical periods because it's hard to see or explain the same events unless you parallel them in a side-by-side view.



#4 The Book of Revelation Imagery timeline scroll is an 8-column wall chart 2'x 4' +/- . It helps parallel the seven-events with the seven-parenthetical chapters by using imagery. It offers everything described in the other views. But I removed the plain text and added a short paraphrase explaining each period, including the imagery that represents figurative language.

In other words, it's a quick view chart with the idea that a picture is worth a thousand words and faster than trying to explain it. In fact, I could not fully understand the book until I parallel the symbolism. Then I fully understood the vision hoping this would clarify the rapture doctrine to stop division in the church.

The combined timeline chart, 2'x 1' +/- is part of the imagery timeline scroll; it helps see how I combined all 8-columns (endings) into one timeline. Using two columns shows the symbolism vs. literal: it's a quick view confirming an accurate timeline as realistically possible. So, no one will ever mislead you of what will happen when they build the Third Temple during the last days.

Scripture was taken from the Authorized (King James) Version (AKJV) Cambridge Edition: 1611-1909, © 2020 All Rights Reserved, by Jose Oscar Salinas